





Year 6 – Autumn 1 – Toil and Trouble

Music

Improvising and Composing
In this unit of work, we will build up our knowledge of notation in order to compose our own music. We will use Renaissance music as well as music inspired by Shakespeare as a stimulus and look at developing rhythmic melodies and adding our own accompaniment to them.

- Key Questions**
- What do you notice about the piece of music?
 - How has this music been structured?
 - What signifies Renaissance music?
 - What is notation?
 - How do I notate melodies and rhythms?
 - What is a chord?
 - How can I accompany my melody?
 - How can I combine rhythms into a composition?



Greensleeves

King Henry VIII
 Arr: Rolf Husnic

Key Vocabulary

accompaniment	The part of the music that supports the lead melody.
chord	A chord is three or more pitches played at the same time.
clef	A clef is a symbol at the beginning of a staff used to signify the pitch of the staff. The most usual one seen is the treble clef.
duration	The length of a note is called its duration. Different note durations have different names such as crotchets and quavers.
improvise	To improvise means to make something up on the spot.
compose	To compose is to plan out and write a melody to be performed.

Recorder Work

In this unit we will also develop our understanding of notation by developing our skills on the recorder.

We will learn to read off a staff written and play notes within one octave. We will learn their positions on the staff as well as the note durations and begin to think about playing as an ensemble.

Tutorial Recorder

Aditza_Little









0 1 2 3 3# 4 5 6b 6 7 8

DO RE MI FA FA# SOL LA Sib SI DO RE

Key Content- Stave Notation

Stave notation is how composers write down their music. They use a series of lines called a **stave** and add notes onto them. The position of the note on the stave dictates the **pitch** of that note with higher positions showing a higher pitch.

The shape of the note dictates the **duration** of that note. Markings and notes around the stave will explain the **dynamics** to the musician playing or singing the music.

Note	Name	No of beats	Note	Name	No of beats
	Semibreve	4		Crotchet	1
	Dotted Minim	3		Dotted Quaver	3/4
	Minim	2		Quaver	1/2
	Dotted Crotchet	3/2		Semiquaver	1/4

Key Content - Thomas Tallis



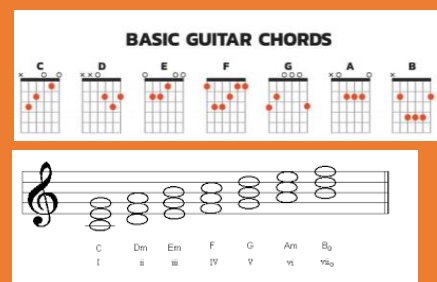
Thomas Tallis (c1505-1585) was an English Renaissance composer who served as a court composer for all the Tudor monarchs from Henry VIII to Elizabeth 1. He was an organist at the Chapel Royal and managed to avoid most of the religious controversies of the period. He simply changed the style of his music to suit the demands of the reigning monarch.

He is primarily remembered for his vast array of sacred vocal music. His piece "Spem in Alium" was written for 8 choirs to perform and has 40 separate parts. It is considered his finest work.

Key Content – Chords

One way of accompanying a melody is to use chords. These are formed when three or more notes are played at the same time.

Keyboards and guitars are often used in playing a chordal accompaniment as it is easy to play multiple notes at once on these instruments.



Extended Learning opportunities

1. What other Renaissance composers can you find out about? What sort of music did they write and how would you define the sound?
2. There are many musicals, ballets and operas written with Shakespeare's works as a stimulus. Have a look at the list below and have a listen. What do you think of them:
 - a. Kiss Me Kate (based on Taming of the Shrew)
 - b. Return to the Forbidden Planet (based on The Tempest)
 - c. Verdi – Otello, Falstaff
 - d. Britten – A Midsummer Night's Dream