



Year 1 – Autumn 1 – Incredible Me

Art


Texture

This half term we will be looking at colour and texture. We will create texture using oil pastels and layering various textures to create different effects. We will also look at the colour wheel and warm and cool colours.




Key Questions

- How can mark making create texture?
- What is a colour palette and how can we use it?
- How does Vincent van Gogh use colour, texture and shape in his work?
- What do you like about Van Gogh's paintings?
- Is there anything that you don't like?

Vincent van Gogh



Key Vocabulary

media	The material/materials used to create artwork.	
texture	Texture is how a surface or object feels. Texture can be implied in art. Different media have different textures.	
primary colours	Blue, yellow and red.	
secondary colours	Green, orange and purple. These are the colours that are made from mixing two primary colours.	
self-portrait	A painting or drawing that the artist makes of themselves.	

Home Learning Suggestions

- Explore how you can make different textures using different media you can find around your house.
- Have a go at mixing two primary colours together and see what colour they make. Try using different media – not just paint!
- Make a self-portrait using what ever media you like.